


Draw-Bar Frame Price List

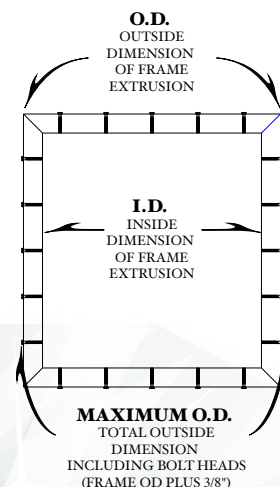
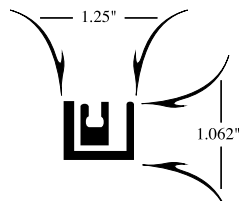
April 2022



DRAW-BAR FRAME PRICE LIST

September 2021

WC-10



Max Size: 20"
 Width: 1.25"
 Height: 1 1/16"
 Weight per Ft: 1.0 Lbs
 ID to OD Conv: 2 1/2"
 ID to Max OD : 2 7/8"

Total Frame O.D. or Max O.D. Inches									
40	42	44	46	48	50	52	54	56	58
\$138.50	139.50	147.00	148.00	149.00	157.00	158.00	159.00	167.00	168.00
60	62	64	66	68	70	72	74	76	78
175.00	176.50	177.50	184.00	186.00	187.00	188.00	196.00	197.00	198.00
80	82	84	86	88	90	92	94	96	98
206.00	207.00	208.00	215.50	216.50	217.50	225.00	226.50	227.50	235.00
100	102	104	106	108	110	112	Frames Over 112" O.D.		
236.00	237.00	245.00	246.00	247.00	254.50	255.50	\$ 2.28 per O.D. Inch		
1 to 12 List Price				13 to 24 Less 5%		25 or more Less 10%			

Total Frame I.D. Inches									
30	32	34	36	38	40	42	44	46	48
\$138.50	139.50	147.00	148.00	149.00	157.00	158.00	159.00	167.00	168.00
50	52	54	56	58	60	62	64	66	68
175.00	176.50	177.50	184.00	186.00	187.00	188.00	196.00	197.00	198.00
70	72	74	76	78	80	82	84	86	88
206.00	207.00	208.00	215.50	216.50	217.50	225.00	226.50	227.50	235.00
90	92	94	96	98	100	102	Frames Over 102" I.D.		
236.00	237.00	245.00	246.00	247.00	254.50	255.50	\$ 2.50 per I.D. Inch		
1 to 12 List Price				13 to 24 Less 5%		25 or more Less 10%			

Draw-Bar Options



Keystone Nylon
 Replacement Bars
 Replacement Rods

\$ 1.40 inch
 .20 inch

Hardware Options



Hex Head
 Replacement Bolt Set \$ 1.75 ea



Recessed Allen
 Replacement Bolt Set \$ 1.75 ea



Allen Head
 Replacement Bolt Set \$ 1.75 ea
 (Limited Supply)

Eino / Diamond Chase
 (800) 245-5283 ph
 (626) 969-1821 ph
 (626) 969-1599 fax

418 South Motor Ave.
 Azusa, CA 91702

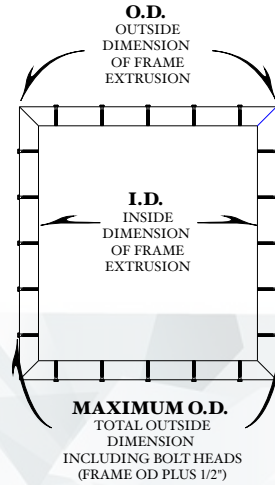
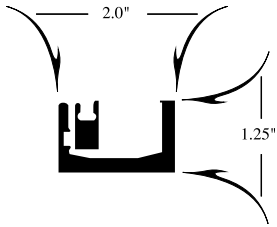
Additional 5% for New Frames with Recessed Allen Bolts
 \$5.00 per Add'l Hole for Frames with 4" Bolt Centers
 Prices Subject to Change without Notice

DRAW-BAR FRAME PRICE LIST



WC-20

September 2021



Max Size: 30"
 Width: 2"
 Height: 1 1/4"
 Weight per Ft: 1.6 Lbs
 ID to OD Conv: 4"
 ID to Max OD : 4 1/2"

Total Frame O.D. or Max O.D. Inches

100	102	104	106	108	110	112	114	116	118
\$319.00	320.50	331.00	333.00	334.50	345.00	347.00	348.50	359.00	361.00
120	122	124	126	128	130	132	134	136	138
362.50	373.00	375.00	376.50	387.50	389.00	390.50	401.50	403.00	404.50
140	142	144	146	148	150	152	154	156	158
415.50	417.00	418.50	429.50	431.00	432.50	443.50	445.00	446.50	457.50
160	162	164	166	168	170	172	Frames Over 172" O.D.		
459.00	460.50	471.50	473.00	475.00	485.50	487.00	\$2.85 per O.D. Inch		
1 to 5 List Price		6 to 11 Less 5%		12 to 17 Less 7.5%		18 or more Less 10%			

Total Frame I.D. Inches

84	86	88	90	92	94	96	98	100	102
\$319.00	320.50	331.00	333.00	334.50	345.00	347.00	348.50	359.00	361.00
104	106	108	110	112	114	116	118	120	122
362.50	373.00	375.00	376.50	387.50	389.00	390.50	401.50	403.00	404.50
124	126	128	130	132	134	136	138	140	142
415.50	417.00	418.50	429.50	431.00	432.50	443.50	445.00	446.50	457.50
144	146	148	150	152	154	156	Frames Over 156" I.D.		
459.00	460.50	471.50	473.00	475.00	485.50	487.00	\$3.14 per I.D. Inch		
1 to 5 List Price		6 to 11 Less 5%		12 to 17 Less 7.5%		18 or more Less 10%			

Draw-Bar Options

	Top Loading Double Nylon Replacement Bars	\$ 1.60 inch
	Replacement Rods	.20 inch
	Keystone Nylon Replacement Bars	\$ 1.40 inch
	Replacement Rods	.20 inch
	Glue On Draw Bars Replacement Bars	\$ 1.60 inch
	Replacement Glue Strip	.30 inch

Hardware Options

	Hex Head Replacement Bolt Set	\$ 2.50 ea
	Recessed Allen Replacement Bolt Set	\$ 2.50 ea
	Allen Head Replacement Bolt Set (Limited Supply)	\$ 2.50 ea

Additional 5% for New Frames with Recessed Allen Bolts
 \$5.00 per Add'l Hole for Frames with 4" Bolt Centers
 Prices Subject to Change without Notice

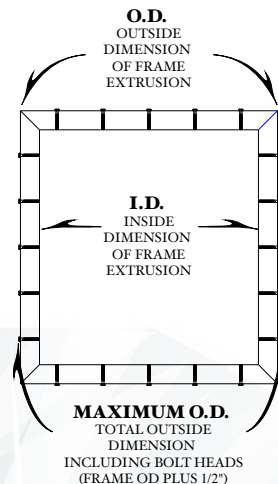
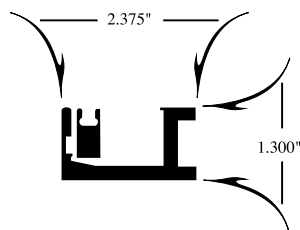
Eino / Diamond Chase
 (800) 245-5283 ph
 (626) 969-1821 ph
 (626) 969-1599 fax

418 South Motor Ave.
 Azusa, CA 91702

DRAW-BAR FRAME PRICE LIST

WC-20 HD

September 2021




Max Size: 36"
 Width: 2 3/8"
 Height: 1 5/16"
 Weight per Ft: 1.9 Lbs
 ID to OD Conv: 4 3/4"

Total Frame O.D. or Max O.D. Inches									
120	122	124	126	128	130	132	134	136	138
\$ 386.00	388.00	390.50	402.00	404.50	407.00	418.50	421.00	423.50	435.00
140	142	144	146	148	150	152	154	156	158
437.50	440.00	452.00	454.50	457.00	469.00	471.00	473.50	485.50	488.00
160	162	164	166	168	170	172	174	176	178
490.50	502.50	505.00	507.50	519.50	522.00	524.50	537.00	539.50	542.00
180	182	184	186	188	190	192	Frames Over 192" O.D.		
554.00	556.50	559.00	571.50	574.00	576.50	589.00	\$ 3.06 per O.D. Inch		
1 to 5 List Price		6 to 11 Less 5%			12 to 17 Less 7.5%		18 or more Less 10%		

Total Frame I.D. Inches									
101	103	105	107	109	111	113	115	117	119
\$ 386.00	388.00	390.50	402.00	404.50	407.00	418.50	421.00	423.50	435.00
121	123	125	127	129	131	133	135	137	139
437.50	440.00	452.00	454.50	457.00	469.00	471.00	473.50	485.50	488.00
141	143	145	147	149	151	153	155	157	159
490.50	502.50	505.00	507.50	519.50	522.00	524.50	537.00	539.50	542.00
161	163	165	167	169	171	173	Frames Over 173" I.D.		
554.00	556.50	559.00	571.50	574.00	576.50	589.00	\$ 3.40 per I.D. Inch		
1 to 5 List Price		6 to 11 Less 5%			12 to 17 Less 7.5%		18 or more Less 10%		

Draw-Bar Options



Top Loading Double Nylon
 Replacement Bars \$ 1.60 inch
 Replacement Rods .20 inch



Keystone Nylon
 Replacement Bars \$ 1.40 inch
 Replacement Rods .20 inch



Glue On Draw Bars
 Replacement Bars \$ 1.60 inch
 Replacement Glue Strip .30 inch

Hardware Options



Hex Head (Raised Hex)
 Replacement Bolt Set \$ 3.00 ea



Allen Head
 Replacement Bolt Set \$ 2.50 ea
 (Limited Supply)

Eino / Diamond Chase
 (800) 245-5283 ph
 (626) 969-1821 ph
 (626) 969-1599 fax

418 South Motor Ave.
 Azusa, CA 91702

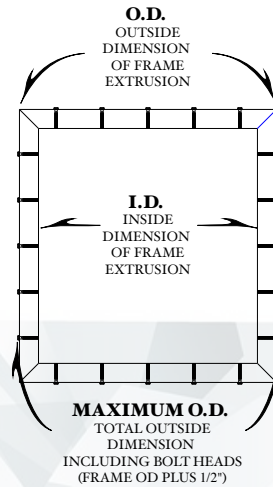
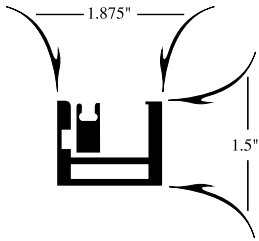
Additional 5% for New Frames with Recessed Allen Bolts
 \$5.00 per Add'l Hole for Frames with 4" Bolt Centers
 Prices Subject to Change without Notice

DRAW-BAR FRAME PRICE LIST



T-175

September 2021



Max Size: 40"
 Width: 1 7/8"
 Height: 1 1/2"
 Weight per Ft: 1.85 Lbs
 ID to OD Conv: 3 3/4"
 ID to Max OD : 4 1/4"

Total Frame O.D. or Max O.D. Inches

120	122	124	126	128	130	132	134	136	138
\$ 382.00	393.50	396.00	398.50	410.00	412.00	414.50	426.00	428.50	431.00
140	142	144	146	148	150	152	154	156	158
442.50	445.00	447.50	459.00	461.50	464.00	475.50	478.00	480.50	492.50
160	162	164	166	168	170	172	174	176	178
495.00	497.00	509.00	511.50	514.00	526.00	528.50	531.00	543.00	545.50
180	182	184	186	188	190	192	Frames Over 192" O.D.		
548.00	560.00	562.50	565.00	577.00	579.50	582.00	\$ 3.05 per O.D. Inch		

1 to 5 List Price 6 to 11 Less 5% 12 to 17 Less 7.5% 18 or more Less 10%

Total Frame I.D. Inches

105	107	109	111	113	115	117	119	121	123
\$ 382.00	393.50	396.00	398.50	410.00	412.00	414.50	426.00	428.50	431.00
125	127	129	131	133	135	137	139	141	143
442.50	445.00	447.50	459.00	461.50	464.00	475.50	478.00	480.50	492.50
145	147	149	151	153	155	157	159	161	163
495.00	497.00	509.00	511.50	514.00	526.00	528.50	531.00	543.00	545.50
165	167	169	171	173	175	177	Frames Over 177" I.D.		
548.00	560.00	562.50	565.00	577.00	579.50	582.00	\$ 3.30 per I.D. Inch		

1 to 5 List Price 6 to 11 Less 5% 12 to 17 Less 7.5% 18 or more Less 10%

Draw-Bar Options

	Top Loading Double Nylon Replacement Bars	\$ 1.60 inch
	Replacement Rods	.20 inch
	Keystone Nylon Replacement Bars	\$ 1.40inch
	Replacement Rods	.20 inch
	Glue On Draw Bars Replacement Bars	\$ 1.60 inch
	Replacement Glue Strip	.30 inch

Hardware Options

	Hex Head Replacement Bolt Set	\$ 2.50 ea
	Recessed Allen Replacement Bolt Set	\$ 2.50ea
	Allen Head Replacement Bolt Set (Limited Supply)	\$ 2.50 ea

Additional 5% for New Frames with Recessed Allen Bolts
 \$5.00 per Add'l Hole for Frames with 4" Bolt Centers
 Prices Subject to Change without Notice

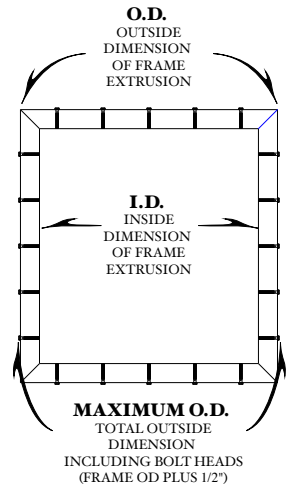
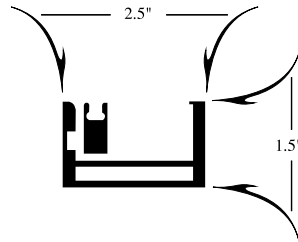
Eino / Diamond Chase
 (800) 245-5283 ph
 (626) 969-1821 ph
 (626) 969-1599 fax

418 South Motor Ave.
 Azusa, CA 91702

DRAW-BAR FRAME PRICE LIST

September 2021

T-175 HD



Max Size: 72"
 Width: 2 1/2"
 Height: 1 1/2"
 Weight per Ft: 2.1 Lbs
 ID to OD Conv: 5"
 ID to Max OD : 5 1/2"

Total Frame O.D. or Max O.D. Inches

140	144	148	152	156	160	164	168	172	176
\$ 474.00	489.00	494.00	508.00	523.50	528.50	543.50	558.00	563.50	578.50
180	184	188	192	196	200	204	208	212	216
593.50	599.00	613.50	628.50	634.00	649.00	664.00	669.50	684.50	700.00
220	224	228	232	236	240	244	248	252	256
705.00	720.00	735.50	741.00	756.50	771.50	777.00	792.50	808.00	813.50
260	264	268	272	276	280	284	Frames Over 284" O.D.		
829.00	844.00	850.00	865.50	881.00	886.50	902.00	\$ 3.20 per O.D. Inch		
1 to 5 List Price			6 to 11 Less 5%		12 to 17 Less 7.5%		18 or more Less 10%		

Total Frame I.D. Inches

120	124	128	132	136	140	144	148	152	156
\$ 474.00	489.00	494.00	508.00	523.50	528.50	543.50	558.00	563.50	578.50
160	164	168	172	176	180	184	188	192	196
593.50	599.00	613.50	628.50	634.00	649.00	664.00	669.50	684.50	700.00
200	204	208	212	216	220	224	228	232	236
705.00	720.00	735.50	741.00	756.50	771.50	777.00	792.50	808.00	813.50
240	244	248	252	256	260	264	Frames Over 264" I.D.		
829.00	844.00	850.00	865.50	881.00	886.50	902.00	\$ 3.44 per I.D. Inch		
1 to 5 List Price			6 to 11 Less 5%		12 to 17 Less 7.5%		18 or more Less 10%		

Draw-Bar Options



Top Loading Double Nylon
 Replacement Bars \$ 1.60 inch
 Replacement Rods .20 inch



Keystone Nylon
 Replacement Bars \$ 1.40 inch
 Replacement Rods .20 inch



Glue On Draw Bars
 Replacement Bars \$ 1.60 inch
 Replacement Glue Strip .30 inch

Hardware Options



Hex Head
 Replacement Bolt Set \$ 2.50 ea



Recessed Allen
 Replacement Bolt Set \$ 2.50 ea

Eino / Diamond Chase
 (800) 245-5283 ph
 (626) 969-1821 ph
 (626) 969-1599 fax

418 South Motor Ave.
 Azusa, CA 91702

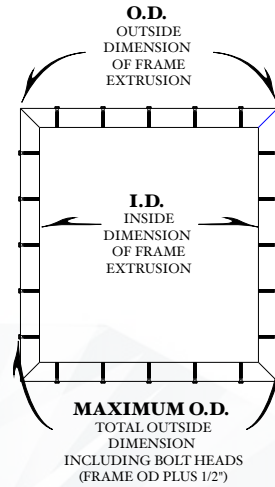
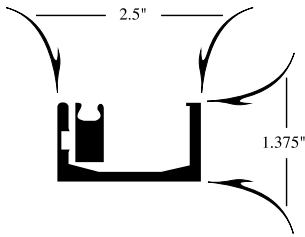
Additional 5% for New Frames with Recessed Allen Bolts
 \$5.00 per Add'l Hole for Frames with 4" Bolt Centers
 Prices Subject to Change without Notice

DRAW-BAR FRAME PRICE LIST



UC-25

September 2021



Max Size: 40"

Width: 2 1/2"

Height: 1 3/8"

Weight per Ft: 1.8 Lbs

ID to OD Conv: 5"

ID to Max OD : 5 1/2"

Total Frame O.D. or Max O.D. Inches									
120	124	128	132	136	140	144	148	152	156
\$ 380.00	384.00	397.00	410.50	415.00	428.00	441.00	445.50	459.00	472.00
160	164	168	172	176	180	184	188	192	196
476.50	490.00	503.00	507.50	521.00	534.50	539.00	552.50	566.00	570.50
200	204	208	212	216	220	224	228	232	236
584.00	597.50	602.00	616.00	629.50	634.00	647.50	661.50	666.00	680.00
240	244	248	252	256	260	264	Frames Over 264" O.D.		
693.50	698.50	712.00	726.00	730.50	744.50	758.50	\$ 2.87 per O.D. Inch		
1 to 5 List Price		6 to 11 Less 5%		12 to 17 Less 7.5%			18 or more Less 10%		

Total Frame I.D. Inches									
100	104	108	112	116	120	124	128	132	136
\$ 380.00	384.00	397.00	410.50	415.00	428.00	441.00	445.50	459.00	472.00
140	144	148	152	156	160	164	168	172	176
476.50	490.00	503.00	507.50	521.00	534.50	539.00	552.50	566.00	570.50
180	184	188	192	196	200	204	208	212	216
584.00	597.50	602.00	616.00	629.50	634.00	647.50	661.50	666.00	680.00
220	224	228	232	236	240	244	Frames Over 244" I.D.		
693.50	698.50	712.00	726.00	730.50	744.50	758.50	\$ 3.10 per I.D. Inch		
1 to 5 List Price		6 to 11 Less 5%		12 to 17 Less 7.5%			18 or more Less 10%		

Draw-Bar Options



Top Loading Double Nylon
Replacement Bars \$ 1.60 inch
Replacement Rods .20 inch



Keystone Nylon
Replacement Bars \$ 1.40inch
Replacement Rods .20 inch



Glue On Draw Bars
Replacement Bars \$ 1.60 inch
Replacement Glue Strip .30 inch

Hardware Options



Hex Head
Replacement Bolt Set \$ 2.50 ea



Recessed Allen
Replacement Bolt Set \$ 2.50 ea

Additional 5% for New Frames with Recessed Allen Bolts
\$5.00 per Add'l Hole for Frames with 4" Bolt Centers
Prices Subject to Change without Notice

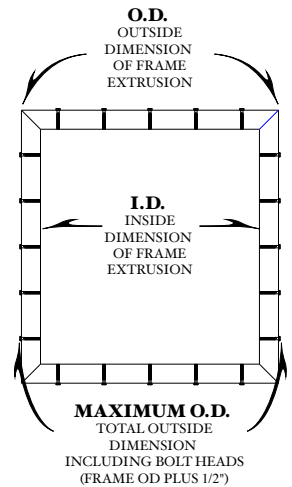
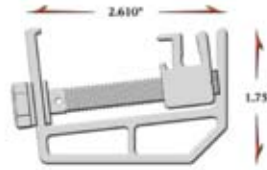
Eino / Diamond Chase
(800) 245-5283 ph
(626) 969-1821 ph
(626) 969-1599 fax

418 South Motor Ave.
Azusa, CA 91702

DRAW-BAR FRAME PRICE LIST

MODEL 260

September 2021



Max Size: 65"

Width: 2 5/8"

Height: 1 3/4"

Weight per Ft: 1.75 Lbs

ID to OD Conv: 5 1/4"

ID to Max OD : 5 3/4"

Total Frame O.D. or Max O.D. Inches									
160	164	168	172	176	180	184	188	192	196
\$ 496.00	510.00	524.00	528.00	542.00	556.00	561.00	575.00	589.00	593.50
200	204	208	212	216	220	224	228	232	236
607.50	622.00	626.50	640.50	655.00	659.50	674.00	688.00	693.00	707.00
240	244	248	252	256	260	264	268	272	276
721.50	726.50	740.50	755.00	760.00	774.50	789.00	794.00	808.50	823.00
280	284	288	292	296	300	304	Frames Over 304" O.D.		
828.00	842.50	857.00	862.00	877.00	891.50	896.50	\$ 2.95 per I.D. Inch		
1 to 5 List Price		6 to 11 Less 5%			12 to 17 Less 7.5%		18 or more Less 10%		

Total Frame I.D. Inches									
140	144	148	152	156	160	164	168	172	176
\$ 496.00	510.00	524.00	528.00	542.00	556.00	561.00	575.00	589.00	593.50
180	184	188	192	196	200	204	208	212	216
607.50	622.00	626.50	640.50	655.00	659.50	674.00	688.00	693.00	707.00
220	224	228	232	236	240	244	248	252	256
721.50	726.50	740.50	755.00	760.00	774.50	789.00	794.00	808.50	823.00
260	264	268	272	276	280	284	Frames Over 284" I.D.		
828.00	842.50	857.00	862.00	877.00	891.50	896.50	\$ 3.16 per I.D. Inch		
1 to 5 List Price		6 to 11 Less 5%			12 to 17 Less 7.5%		18 or more Less 10%		

Draw-Bar Options



Top Loading Double Nylon
 Replacement Bars \$ 1.60 inch
 Replacement Rods .20 inch



Keystone Nylon
 Replacement Bars \$ 1.40 inch
 Replacement Rods .20 inch



Glue On Draw Bars
 Replacement Bars \$ 1.60 inch
 Replacement Glue Strip .30 inch

Hardware Options



Hex Head
 Replacement Bolt Set \$ 2.50 ea



Recessed Allen
 Replacement Bolt Set \$ 2.50 ea

Eino / Diamond Chase
 (800) 245-5283 ph
 (626) 969-1821 ph
 (626) 969-1599 fax

418 South Motor Ave.
 Azusa, CA 91702

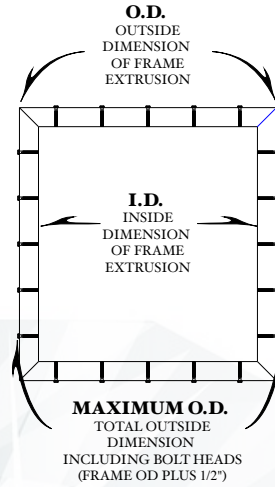
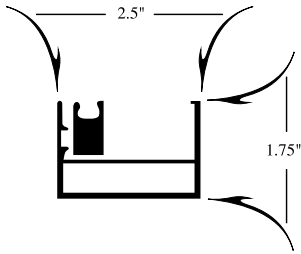
Additional 5% for New Frames with Recessed Allen Bolts
 \$5.00 per Add'l Hole for Frames with 4" Bolt Centers
 Prices Subject to Change without Notice

DRAW-BAR FRAME PRICE LIST



T-200

September 2021



Max Size: 65"
 Width: 2 1/2"
 Height: 1 3/4"
 Weight per Ft: 1.7 Lbs
 ID to OD Conv: 5"
 ID to Max OD : 5 1/2"

Total Frame O.D. or Max O.D. Inches									
160	164	168	172	176	180	184	188	192	196
\$ 490.00	504.00	517.50	522.00	536.00	550.00	554.00	568.00	582.00	586.00
200	204	208	212	216	220	224	228	232	236
600.00	614.00	619.00	633.00	647.00	651.50	665.50	679.50	684.00	698.50
240	244	248	252	256	260	264	268	272	276
712.50	717.00	731.50	745.50	750.00	765.00	778.00	782.00	796.00	809.50
280	284	288	292	296	300	304	Frames Over 304" I.D.		
813.50	827.00	840.50	844.50	858.00	871.50	875.00	\$ 2.90 per I.D. Inch		
1 to 5 List Price		6 to 11 Less 5%		12 to 17 Less 7.5%		18 or more Less 10%			

Total Frame I.D. Inches									
140	144	148	152	156	160	164	168	172	176
\$490.00	504.00	517.50	522.00	536.00	550.00	554.00	568.00	582.00	586.00
180	184	188	192	196	200	204	208	212	216
600.00	614.00	619.00	633.00	647.00	651.50	665.50	679.50	684.00	698.50
220	224	228	232	236	240	244	248	252	256
712.50	717.00	731.50	745.50	750.00	765.00	778.00	782.00	796.00	809.50
260	264	268	272	276	280	284	Frames Over 284" O.D.		
813.50	827.00	840.50	844.50	858.00	871.50	875.00	\$ 3.10 per O.D. Inch		
1 to 5 List Price		6 to 11 Less 5%		12 to 17 Less 7.5%		18 or more Less 10%			

Draw-Bar Options



Top Loading Double Nylon
 Replacement Bars \$ 1.60 inch
 Replacement Rods .20 inch



Keystone Nylon
 Replacement Bars \$ 1.40 inch
 Replacement Rods .20 inch



Glue On Draw Bars
 Replacement Bars \$ 1.60 inch
 Replacement Glue Strip .30 inch

Hardware Options



Hex Head
 Replacement Bolt Set \$ 2.50 ea



Recessed Allen
 Replacement Bolt Set \$ 2.50 ea

Additional 5% for New Frames with Recessed Allen Bolts
 \$5.00 per Add'l Hole for Frames with 4" Bolt Centers
 Prices Subject to Change without Notice

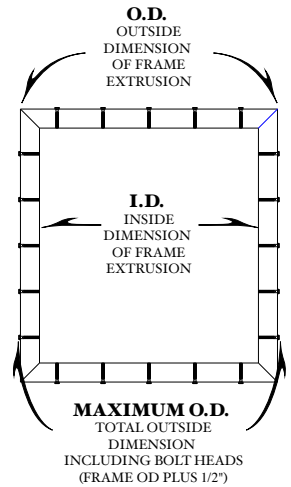
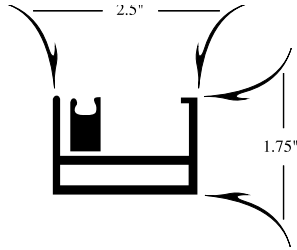
Eino / Diamond Chase
 (800) 245-5283 ph
 (626) 969-1821 ph
 (626) 969-1599 fax

418 South Motor Ave.
 Azusa, CA 91702

DRAW-BAR FRAME PRICE LIST

September 2021

T-200 HD


Max Size: 72"

Width: 2 1/2"

Height: 1 3/4"

Weight per Ft: 2.0 Lbs

ID to OD Conv: 5"

ID to Max OD : 5 1/2"

Total Frame O.D. or Max O.D. Inches

160 \$505.00	164 522.00	168 539.00	172 547.00	176 564.00	180 581.50	184 589.50	188 607.50	192 625.00	196 633.50
200 651.50	204 670.00	208 678.00	212 696.50	216 715.50	220 724.00	224 743.00	228 762.00	232 771.00	236 790.50
240 810.00	244 819.00	248 839.00	252 859.00	256 868.50	260 888.50	264 909.00	268 918.50	272 939.50	276 960.00
280 970.00	284 991.00	288 1012.00	292 1022.00	296 1044.00	300 1065.00	304 1076.00	Frames Over 304" O.D. \$ 3.55 per O.D. Inch		
1 to 5 List Price			6 to 11 Less 5%		12 to 17 Less 7.5%		18 or more Less 10%		

Total Frame I.D. Inches

140 \$505.00	144 522.00	148 539.00	152 547.50	156 564.00	160 581.50	164 589.50	168 607.50	172 625.00	176 633.50
180 651.50	184 670.00	188 678.00	192 696.50	196 715.50	200 724.00	204 743.00	208 762.00	212 771.00	216 790.50
220 810.00	224 819.00	228 839.00	232 859.00	236 868.50	240 888.50	244 909.00	248 918.50	252 939.50	256 960.00
260 970.00	264 991.00	268 1012.00	272 1022.00	276 1044.00	280 1065.00	284 1076.00	Frames Over 284" I.D. \$ 3.80 per I.D. Inch		
1 to 5 List Price			6 to 11 Less 5%		12 to 17 Less 7.5%		18 or more Less 10%		

Draw-Bar Options



Top Loading Double Nylon
 Replacement Bars \$ 1.60 inch
 Replacement Rods .20 inch



Keystone Nylon
 Replacement Bars \$ 1.40 inch
 Replacement Rods .20 inch



Glue On Draw Bars
 Replacement Bars \$ 1.60 inch
 Replacement Glue Strip .30 inch

Hardware Options



Hex Head
 Replacement Bolt Set \$ 2.50 ea



Recessed Allen
 Replacement Bolt Set \$ 2.50 ea

Eino / Diamond Chase
 (800) 245-5283 ph
 (626) 969-1821 ph
 (626) 969-1599 fax

418 South Motor Ave.
 Azusa, CA 91702

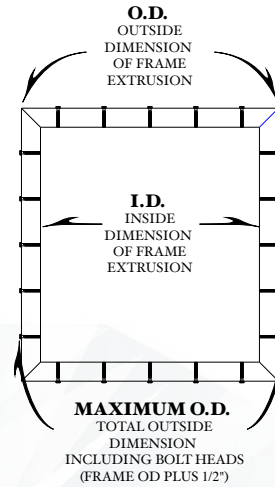
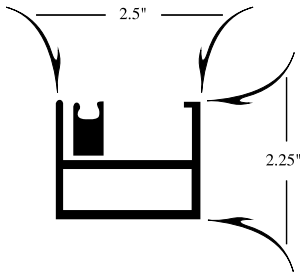
Additional 5% for New Frames with Recessed Allen Bolts
 \$5.00 per Add'l Hole for Frames with 4" Bolt Centers
 Prices Subject to Change without Notice

DRAW-BAR FRAME PRICE LIST



T-250

April 2022



Max Size: 72"
 Width: 2 1/2"
 Height: 2 1/4"
 Weight per Ft: 2.3 Lbs
 ID to OD Conv: 5"
 ID to Max OD : 5 1/2"

Total Frame O.D. or Max O.D. Inches									
180	184	188	192	196	200	204	208	212	216
\$712.00	723.00	743.00	763.00	773.50	794.00	815.00	825.00	846.50	867.50
220	224	228	232	236	240	244	248	252	256
879.00	900.00	922.00	933.50	955.00	977.00	989.00	1011.00	1034.00	1046.00
260	264	268	272	276	280	284	288	292	296
1069.00	1092.00	1104.00	1128.00	1151.00	1164.00	1188.00	1212.00	1225.00	1249.00
300	304	308	312	316	320	324	Frames Over 324" O.D.		
1273.00	1287.00	1312.00	1336.00	1350.00	1375.00	1400.00	\$4.32 per O.D. Inch		
1 to 5 List Price		6 to 11 Less 5%		12 to 17 Less 7.5%		18 or more Less 10%			

Total Frame I.D. Inches									
160	164	168	172	176	180	184	188	192	196
\$712.00	723.00	743.00	763.00	773.50	794.00	815.00	825.00	846.50	867.50
200	204	208	212	216	220	224	228	232	236
879.00	900.00	922.00	933.50	955.00	977.00	989.00	1011.00	1034.00	1046.00
240	244	248	252	256	260	264	268	272	276
1069.00	1092.00	1104.00	1128.00	1151.00	1164.00	1188.00	1212.00	1225.00	1249.00
280	284	288	292	296	300	304	Frames Over 304" I.D.		
1273.00	1287.00	1312.00	1336.00	1350.00	1375.00	1400.00	\$ 4.61 per I.D. Inch		
1 to 5 List Price		6 to 11 Less 5%		12 to 17 Less 7.5%		18 or more Less 10%			

Draw-Bar Options



Top Loading Double Nylon
 Replacement Bars \$ 1.60 inch
 Replacement Rods .20 inch



Keystone Nylon
 Replacement Bars \$ 1.40 inch
 Replacement Rods .20 inch



Glue On Draw Bars
 Replacement Bars \$ 1.60 inch
 Replacement Glue Strip .30 inch

Hardware Options



Hex Head
 Replacement Bolt Set \$ 2.50 ea



Recessed Allen
 Replacement Bolt Set \$ 2.50 ea

Additional 5% for New Frames with Recessed Allen Bolts
 \$5.00 per Add'l Hole for Frames with 4" Bolt Centers
 Prices Subject to Change without Notice

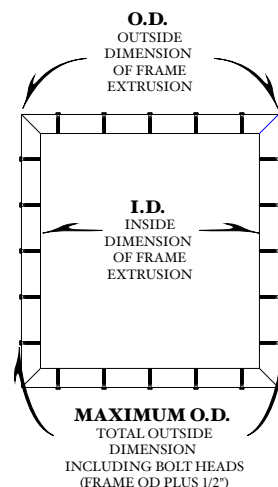
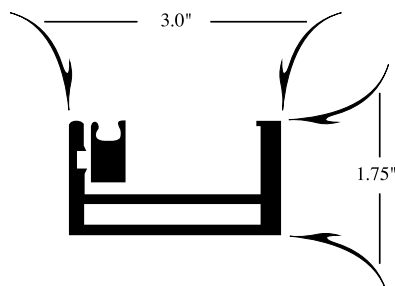
Eino / Diamond Chase
 (800) 245-5283 ph
 (626) 969-1821 ph
 (626) 969-1599 fax

418 South Motor Ave.
 Azusa, CA 91702

DRAW-BAR FRAME PRICE LIST

September 2021

T-300



Max Size: 96"
 Width: 3"
 Height: 1 3/4"
 Weight per Ft: 2.5 Lbs
 ID to OD Conv: 6"
 ID to Max OD : 6 1/2"

Total Frame O.D. or Max O.D. Inches										
220	226	232	238	244	250	256	262	268	274	
\$ 895.00	919.50	944.00	969.00	994.00	1019.50	1045.00	1070.50	1096.50	1122.50	
280	286	292	298	304	310	316	322	328	334	
1149.00	1175.50	1202.50	1229.50	1256.50	1284.00	1311.50	1339.50	1367.50	1396.00	
340	346	352	358	364	370	376	382	388	394	
1424.50	1453.00	1482.00	1511.00	1540.00	1570.00	1600.00	1630.00	1660.00	1690.00	
400	406	412	418	424	430	436	Frames Over 436" O.D.			
1721.00	1752.00	1783.00	1814.00	1846.00	1878.00	1910.00	\$ 4.38 per O.D. Inch			
1 to 5 List Price			6 to 11 Less 5%			12 to 17 Less 7.5%		18 or more Less 10%		

Total Frame I.D. Inches										
196	202	208	214	220	226	232	238	244	250	
\$ 895.00	919.50	944.00	969.00	994.00	1019.50	1045.00	1070.50	1096.50	1122.50	
256	262	268	274	280	286	292	298	304	310	
1149.00	1175.50	1202.50	1229.50	1256.50	1284.00	1311.50	1339.50	1369.50	1396.00	
316	322	328	334	340	346	352	358	364	370	
1424.50	1453.00	1482.00	1511.00	1540.00	1570.00	1600.00	1630.00	1660.00	1690.00	
376	382	388	394	400	406	412	Frames Over 412" I.D.			
1721.00	1752.00	1783.00	1814.00	1846.00	1878.00	1910.00	\$ 4.64 per I.D. Inch			
1 to 5 List Price			6 to 11 Less 5%			12 to 17 Less 7.5%		18 or more Less 10%		

Draw-Bar Options



Top Loading Double Nylon
 Replacement Bars \$ 1.60 inch
 Replacement Rods .20 inch



Keystone Nylon
 Replacement Bars \$ 1.40 inch
 Replacement Rods .20 inch



Glue On Draw Bars
 Replacement Bars \$ 1.60 inch
 Replacement Glue Strip .30 inch

Hardware Options



Hex Head
 Replacement Bolt Set \$ 3.50 ea



Recessed Allen
 Replacement Bolt Set \$ 3.50 ea

Eino / Diamond Chase
 (800) 245-5283 ph
 (626) 969-1821 ph
 (626) 969-1599 fax

418 South Motor Ave.
 Azusa, CA 91702

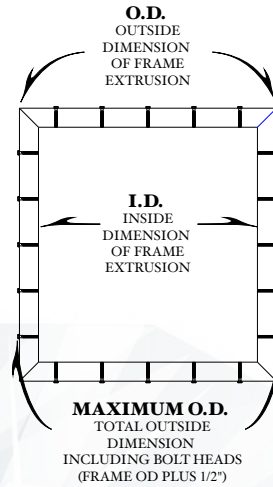
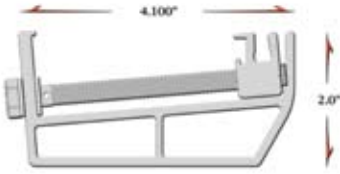
Additional 5% for New Frames with Recessed Allen Bolts
 \$5.00 per Add'l Hole for Frames with 4" Bolt Centers
 Prices Subject to Change without Notice

DRAW-BAR FRAME PRICE LIST



MODEL 410

September 2021



Max Size: 180"

Width: 4 1/8"

Height: 2"

Weight per Ft: 2.8 Lbs

ID to OD Conv: 8 1/4"

ID to Max OD : 8 3/4"

Total Frame O.D. or Max O.D. Inches

240 \$1122.00	246 1144.00	252 1166.00	258 1188.00	264 1210.00	270 1232.00	276 1254.00	282 1276.00	288 1298.00	294 1320.00
300 1343.00	306 1365.00	312 1387.00	318 1409.00	324 1432.00	330 1454.00	336 1476.00	342 1498.00	348 1520.00	354 1543.00
360 1565.00	366 1588.00	372 1610.00	378 1633.00	384 1655.00	390 1678.00	396 1700.00	402 1723.00	408 1745.00	414 1768.00
420 1790.00	426 1813.00	432 1836.00	438 1859.00	444 1881.00	450 1904.00	456 1927.00	Frames Over 456" O.D. \$ 4.25 per O.D. Inch		

1 to 5 List Price 6 to 11 Less 5% 12 or more Less 10%

Total Frame I.D. Inches

208 \$1122.00	214 1144.00	220 1166.00	226 1188.00	232 1210.00	238 1232.00	244 1254.00	250 1276.00	256 1298.00	262 1320.00
268 1343.00	274 1365.00	280 1387.00	286 1409.00	292 1432.00	298 1454.00	304 1476.00	310 1498.00	316 1520.00	322 1543.00
328 1565.00	334 1588.00	340 1610.00	346 1633.00	352 1655.00	358 1678.00	364 1700.00	370 1723.00	376 1745.00	382 1768.00
388 1790.00	394 1813.00	400 1836.00	406 1859.00	412 1881.00	418 1904.00	424 1927.00	Frames Over 424" I.D. \$ 4.57 per I.D. Inch		

1 to 5 List Price 6 to 11 Less 5% 12 or more Less 10%

Draw-Bar Options



Top Loading Double Nylon
Replacement Bars \$ 1.60 inch
Replacement Rods .20 inch



Keystone Nylon
Replacement Bars \$ 1.40 inch
Replacement Rods .20 inch



Glue On Draw Bars
Replacement Bars \$ 1.60 inch
Replacement Glue Strip .30 inch

Hardware Options



Hex Head
Replacement Bolt Set \$ 3.50 ea

Additional 5% for New Frames with Recessed Allen Bolts
\$5.00 per Add'l Hole for Frames with 4" Bolt Centers
Prices Subject to Change without Notice

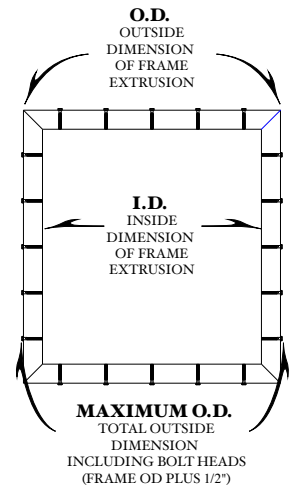
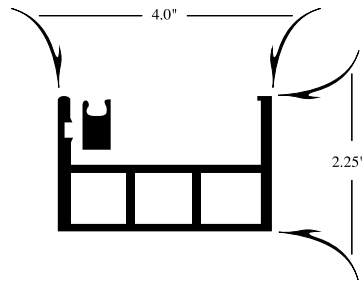
Eino / Diamond Chase
(800) 245-5283 ph
(626) 969-1821 ph
(626) 969-1599 fax

418 South Motor Ave.
Azusa, CA 91702

DRAW-BAR FRAME PRICE LIST

September 2021

T-400 TRIPLE



Max Size: 180"
 Width: 4"
 Height: 2 1/4"
 Weight per Ft: 3.0 Lbs
 ID to OD Conv: 8"
 ID to Max OD : 8 1/2"

Total Frame O.D. or Max O.D. Inches									
240	246	252	258	264	270	276	282	288	294
\$1155.00	1179.00	1203.00	1227.00	1252.00	1276.00	1300.00	1325.00	1349.00	1374.00
300	306	312	318	324	330	336	342	348	354
1398.00	1423.00	1448.00	1473.00	1497.00	1522.00	1547.00	1572.00	1598.00	1623.00
360	366	372	378	384	390	396	402	408	414
1648.00	1673.00	1699.00	1724.00	1750.00	1775.00	1800.00	1827.00	1853.00	1879.00
420	426	432	438	444	450	456	Frames Over 456" O.D.		
1905.00	1930.00	1957.00	1983.00	2009.00	2035.00	2062.00	\$ 4.52 per O.D. Inch		
1 to 5 List Price			6 to 11 Less 5%			12 or more Less 10%			

Total Frame I.D. Inches									
208	214	220	226	232	238	244	250	256	262
\$1155.00	1179.00	1203.00	1227.00	1252.00	1276.00	1300.00	1325.00	1349.00	1374.00
268	274	280	286	292	298	304	310	316	322
1398.00	1423.00	1448.00	1473.00	1497.00	1522.00	1547.00	1572.00	1598.00	1623.00
328	334	340	346	352	358	364	370	376	382
1648.00	1673.00	1699.00	1724.00	1750.00	1775.00	1800.00	1827.00	1853.00	1879.00
388	394	400	406	412	418	424	Frames Over 424" I.D.		
1905.00	1930.00	1957.00	1983.00	2009.00	2035.00	2062.00	\$ 4.86 per I.D. Inch		
1 to 5 List Price			6 to 11 Less 5%			12 or more Less 10%			

Draw-Bar Options



Top Loading Double Nylon
 Replacement Bars \$ 1.60 inch
 Replacement Rods .20 inch



Keystone Nylon
 Replacement Bars \$ 1.40 inch
 Replacement Rods .20 inch



Glue On Draw Bars
 Replacement Bars \$ 1.60 inch
 Replacement Glue Strip .30 inch

Hardware Options



Hex Head
 Replacement Bolt Set \$ 3.50 ea

Eino / Diamond Chase
 (800) 245-5283 ph
 (626) 969-1821 ph
 (626) 969-1599 fax

418 South Motor Ave.
 Azusa, CA 91702

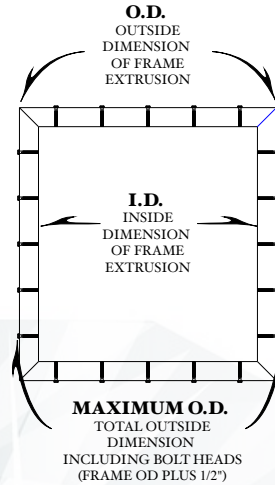
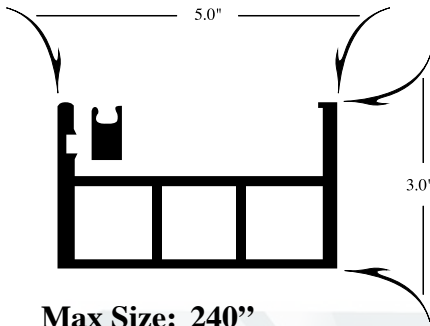
Additional 5% for New Frames with Recessed Allen Bolts
 \$5.00 per Add'l Hole for Frames with 4" Bolt Centers
 Prices Subject to Change without Notice

DRAW-BAR FRAME PRICE LIST



T-500 TRIPLE

September 2021



Max Size: 240"

Width: 5"

Height: 3"

Weight per Ft: 3.8 Lbs

ID to OD Conv: 10"

ID to Max OD : 10 1/2"

Total Frame O.D. or Max O.D. Inches

300	310	320	330	340	350	360	370	380	390
\$ 1670.00	1722.00	1774.00	1813.00	1866.00	1919.00	1959.00	2012.00	2066.00	2106.00
400	410	420	430	440	450	460	470	480	490
2160.00	2215.00	2256.00	2310.00	2365.00	2407.00	2463.00	2518.00	2560.00	2616.00
500	510	520	530	540	550	560	570	580	590
2673.00	2716.00	2772.00	2829.00	2873.00	2930.00	2988.00	3032.00	3090.00	3149.00
600	610	620	630	640	650	660	Frames Over 660" O.D.		
3193.00	3252.00	3311.00	3356.00	3416.00	3475.00	3521.00	\$ 5.35 per O.D. Inch		

1 to 2 List Price 3 to 6 Less 5% 7 or more Less 10%

Total Frame I.D. Inches

260	270	280	290	300	310	320	330	340	350
\$ 1670.00	1722.00	1774.00	1813.00	1866.00	1919.00	1959.00	2012.00	2066.00	2106.00
360	370	380	390	400	410	420	430	440	450
2160.00	2215.00	2256.00	2310.00	2365.00	2407.00	2463.00	2518.00	2560.00	2616.00
460	470	480	490	500	510	520	530	540	550
2673.00	2716.00	2772.00	2829.00	2873.00	2930.00	2988.00	3032.00	3090.00	3149.00
560	570	580	590	600	610	620	Frames Over 620" I.D.		
3193.00	3252.00	3311.00	3356.00	3416.00	3475.00	3521.00	\$ 5.70 per I.D. Inch		

1 to 2 List Price 3 to 6 Less 5% 7 or more Less 10%

Draw-Bar Options



Top Loading Double Nylon
Replacement Bars \$ 1.60inch
Replacement Rods .20 inch



Keystone Nylon
Replacement Bars \$ 1.40 inch
Replacement Rods .20 inch



Glue On Draw Bars
Replacement Bars \$ 1.60 inch
Replacement Glue Strip .30 inch

Hardware Options



Hex Head
Replacement Bolt Set \$ 4.50 ea

Additional 5% for New Frames with Recessed Allen Bolts
\$5.00 per Add'l Hole for Frames with 4" Bolt Centers
Prices Subject to Change without Notice

Eino / Diamond Chase
(800) 245-5283 ph
(626) 969-1821 ph
(626) 969-1599 fax

418 South Motor Ave.
Azusa, CA 91702

DRAW-BAR FRAME PRICE LIST

September 2021



CYLINDER PRESS FRAMES

Diamond Chase specifically developed a frame profile to work with cylinder presses and cylinder presses with master frame carriers. Diamond Chase frames are easily integrated with existing bar frames. Choose between the standard Keystone, Shur-Loc or Glue-on fabric locking systems.

**On Press Micro Registration
+/- 1 N/cm Tensioning Ability**

**Welded Water Tight
Keystone, Shur-Loc® and Glue-on
Locking Systems**

Model	O.D. Size	1 to 5	6 to 11	12 Plus
Model 15/20	31 1/8" x 31 3/4"	450.00	427.50	405.00
Model 20/28	35 3/4" x 35 1/4"	495.00	470.25	445.50
Model 23/28	37 1/4" x 35 3/4"	500.00	475.00	450.00
Model 28/40	45 3/4" x 50 3/4"	620.00	589.00	558.00
Model 31/44	51 3/4" x 55 3/4"	680.00	646.00	612.00
Model DX	46 1/2" x 52"	635.00	603.25	571.50
Model 20/28 MS	36" x 36"	500.00	475.00	450.00

Draw-Bar Options



Keystone Nylon
Replacement Bars \$ 1.60 inch
Replacement Rods .20 inch



Glue On Draw Bars
Replacement Bars \$ 1.70 inch
Replacement Glue Strip .30 inch

Hardware Options



Hex Head
Replacement Bolt Set \$ 2.50 ea

Eino / Diamond Chase
(800) 245-5283 ph
(626) 969-1821 ph
(626) 969-1599 fax

418 South Motor Ave.
Azusa, CA 91702


Additional 5% for New Frames with Recessed Allen Bolts
\$5.00 per Add'l Hole for Frames with 4" Bolt Centers
Prices Subject to Change without Notice

CYLINDER FRAME DRAW-BAR SETS

(INCLUDES LOCKING RODS)



DIAMOND
CHASE



	Keystone	Tall SAK Kst.	Glue-On
Model 15/20 (2 @ 25 5/8" & 2 @ 26 1/4")	\$ 145.25	\$166.00	\$176.38
Model 20/28 (2 @ 30 1/4" & 2 @ 29 3/4")	168.00	192.00	204.00
Model 23/28 (2 @ 31 3/4" & 2 @ 30 1/4")	173.60	198.40	210.80
Model 28/40 (2 @ 40 1/4" & 2 @ 45 1/4")	239.40	273.60	290.70
Model 31/44 (2 @ 46 1/4" & 2 @ 50 1/4")	270.20	308.80	328.10
Model DX (2 @ 41" & 2 @ 46 1/2")	245.00	280.00	297.50
Model 20/28 MS (4 @ 30 1/2")	170.80	195.20	207.40

CYLINDER FRAME BOLT SETS & NYLON SETS

Replacement Bolt Set
\$ 2.00 ea
(1 Bolt, 2 Washers, 1 Pin)



	Locking Rod Sets	Hex Bolt Sets
Model 15/20	\$ 21.15 (2 @ 26 1/8" & 2 @ 26 3/4")	\$45.00 (18 per Frame)
Model 20/28	24.40 (2 @ 30 3/4" & 2 @ 30 1/4")	50.00 (20 per Frame)
Model 23/28	25.20 (2 @ 32 1/4" & 2 @ 30 3/4")	50.00 (20 per Frame)
Model 28/40	34.60 (2 @ 40 3/4" & 2 @ 45 3/4")	75.00 (30 per Frame)
Model 31/44	39.00 (2 @ 46 3/4" & 2 @ 50 3/4")	85.00 (34 per Frame)
Model DX	35.40 (2 @ 41 1/2" & 2 @ 47")	75.00 (30 per Frame)
Model 20/28 MS	24.80 (4 @ 31")	50.00 (20 per Frame)

Prices Subject to Change without Notice

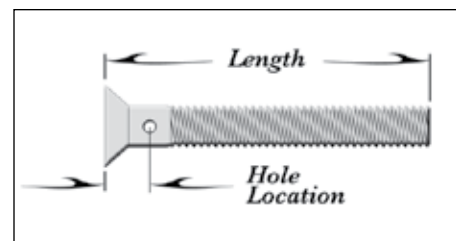
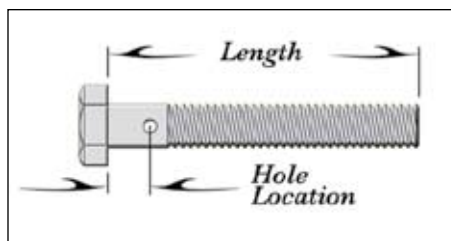
Eino / Diamond Chase
(800) 245-5283 ph
(626) 969-1821 ph
(626) 969-1599 fax

418 South Motor Ave.
Azusa, CA 91702

REPLACEMENT PARTS PRICE LIST

September 2021

BOLT SETS (1 Bolt, 2 Washers, 1 Pin)



Frame Model	Bolt Length	Hole Dimension	Bolt Set
WC-10 (Hex, Allen, Rec. Allen)	1 ¼"	No Hole	\$1.75 each
LJ-20 (Hex, Allen, Rec. Allen)	2"	.300	\$2.00 each
WC-20 (Hex, Allen, Rec. Allen)	2"	.420	\$2.50 each
WC-20 HD (Allen)	2"	.420	\$2.50 each
WC-20 HD (Raised Hex)	2 ½"	.920	\$3.00 each
T-175 (Hex, Allen, Rec. Allen)	1 ¾"	.420	\$2.50 each
T-175 HD (Hex)	2 ½"	.420	\$2.50 each
UC 25 (Hex)	2 ½"	.355	\$2.50 each
T-200 (Hex.)	2 ½"	.300	\$2.50 each
T-200 HD (Hex)	2 ½"	.355	\$2.50 each
T-250 (Hex)	2 ½"	.355	\$2.50 each
BS5-2.5SRA.355 (Rec. Allen)	2 1/2"	.355	\$2.50 each
T-300 (Hex Head, Rec. Allen)	3"	.420	\$3.50 each
T-400 Triple (Hex Head Only)	4"	.355	\$3.50 each
T-500 Triple (Hex Head Only)	5"	.420	\$4.50 each
Cylinder Press Frames (Hex Only)	2 ¼"	.300	\$2.50 each

LOCKING RODS



Wedge Style
Keystone Nylon



Round Double
Top Loading



Glue-On
Inserts

Keystone (Cut to Length)	p/n KEYSTONE	\$.20 per Inch
Round (White - High Mesh) Cut to Length	p/n ROUND WHT	\$.20 per Inch
Round (Blue - Medium Mesh) Cut to Length	p/n ROUND BLU	\$.20 per Inch
Round (Black - Low Mesh) Cut to Length	p/n ROUND BLK	\$.20 per Inch
Glue On Insert (Cut to Length)	p/n DI-INSERT	\$.30 per Inch

Round Rod 15 Foot Lengths \$ 27.00 each

MISC HARDWARE

Washers (5/16" or 1/4" & .0625 or .031 Thick)	\$.20 each
Aluminum Spacer for WC-20 Raised Hex	\$.60 each
3/32" Diameter Bend Pins (Tool Kit Required)	.45 each
3/32" Diameter Groove Pins	.45 each
Draw-Bar Threaded Insert (5/16-18, 1/4-20 or 8mm x 1.25)	1.00 each

Prices Subject to Change without Notice

Eino / Diamond Chase
(800) 245-5283 ph
(626) 969-1821 ph
(626) 969-1599 fax


418 South Motor Ave.
Azusa, CA 91702

REPLACEMENT DRAW-BAR



PRICE LIST September 2021

DOUBLE NYLON LOCKING SYSTEM



Top Loading Double

Double nylon system where both locking rods snap in together from the top of the draw bar with the assistance of a wheel type insertion tool.

Great all around fabric locking system.

Height .875" (22.2 mm)

Width .562" (14.3 mm)

1/4" or 5/16" Hardware

\$1.60 per Inch

KEYSTONE LOCKING SYSTEM



Standard Keystone

Single rod fabric locking system where the rods is slid in from the end of the draw bar. Keystone has increased pre-tensioning ability and works well with stainless meshes.

Height .940" (23.9 mm)

Width .500" (12.7 mm)

1/4" or 5/16" Hardware

\$ 1.40 per Inch



Cylinder Press Keystone

Taller Draw-Bar with the Keystone locking system is designed to fit cylinder press frames. Same benefits as the regular Keystone system with added durability.

Height 1.165" (30.1 mm)

Width .562" (14.3 mm)

5/16" Hardware only

\$ 1.60 per Inch



Dual Keystone

This combination draw bar has both the Keystone locking system and a seperate groove to fit pre-made Shur-Loc* fabric panels. Increased width adds durability and strength.

Height .938" (23.8 mm)

Width .625" (15.9 mm)

1/4" or 5/16" Hardware



Eino / Diamond Chase
(800) 245-5283 ph
(626) 969-1821 ph
(626) 969-1599 fax


418 South Motor Ave.
Azusa, CA 91702

Prices Subject to Change without Notice

REPLACEMENT DRAW-BAR PRICE LIST

September 2021

GLUE-ON SYSTEMS (ALL METAL)



Glue-On Aluminum

Increased fabric tensions by using the stretch & glue method for the primary tensioning. Hardware on the frame is only used for re-tensioning. All metal construction allows for the use of chemical stripping of old adhesive.

Height 1.000" (25.4 mm)
Width .750" (19 mm)
1/4" or 5/16" Hardware

\$ 1.60 per Inch



Cylinder Press Glue-On

Taller Draw-Bar allows for gluing contact during the primary Stretch & Glue process when using cylinder press frames. All metal construction allows for the use of chemical stripping of old adhesive.

Height 1.150" (29.2 mm)
Width .750" (19 mm)
5/16" Hardware only

DETACHABLE INSERT GLUE-ON



D.I. Glue-On

Increased fabric tensions by using the stretch & glue method for the primary tensioning. Hardware on the frame is only used for re-tensioning. Detachable insert bonds excellent and can be replaced for cleaning.

Height 1.000" (25.4 mm)
Width .750" (19 mm)
1/4" or 5/16" Hardware

\$ 1.60 per Inch



Cylinder D.I. Glue-On

Taller Draw-Bar allows for gluing contact during the primary stretch & glue process when using cylinder press frames. Detachable insert bonds excellent and can be replaced for cleaning.

Height 1.250" (31.8 mm)
Width .750" (19 mm)
5/16" Hardware only

\$ 1.70 per Inch

Eino / Diamond Chase
(800) 245-5283 ph
(626) 969-1821 ph
(626) 969-1599 fax

418 South Motor Ave.
Azusa, CA 91702

Prices Subject to Change without Notice

PIN INSTALLATION KIT



DIAMOND
CHASE

Kit Includes:

Bolt Stabilizer
Pin Shear Tool
Pin Bend Tool

\$ 60.00 Each



BOLT STABILIZER



The bolt stabilizer aides in holding the head of the bolt when both shearing and bending.

PIN SHEARING



The pin shearing tool cuts the old pin on both side of the bolt with a hit of a hammer.

PIN BENDING



The pin bending tool easily retains the pin around the bolt by forming it in an arc.

INSPECTION



The new bolt / pin replacement

Always Wear Safety Glasses

Prices Subject to Change without Notice

Eino / Diamond Chase
(800) 245-5283 ph
(626) 969-1821 ph
(626) 969-1599 fax

418 South Motor Ave.
Azusa, CA 91702

DRAW-BAR FRAME PRICE LIST

September 2021

PRE-BOW

Two Sides \$ 50.00 per set


Recommend Pre-Bow

1 1/2" to 2 1/2" Profiles	.375" to .500" per side
2 1/2" to 3" Profiles	.500" to .750" per side
3" to 5" Profiles	.750" to 1.500" per side

THREADED INSERTS

Flush Mount, Watertight, Stainless Insert
1/4-20, 5/16-18 or 8mm x 1.25

\$ 21.00 each
\$ 30.00 set-up




LOCATOR BUSHINGS

Aluminum Plug Drilled \$ 22.50 each
Flush Mount, Watertight \$ 30.00 set-up

Bronze Bushing \$ 25.00 each
Flush Mount, Watertight \$ 30.00 set-up

Stainless Steel Bushing \$ 25.00 each
(Labor Only) \$ 30.00 set-up


Flush Mount, Watertight
Stainless Steel Bushing Call for Quote



CORNER GUSSETS

Large Format Stretch & Glue Frames
\$ 100.00

Large Format Draw-Bar Frames
\$ 100.00



Eino / Diamond Chase
(800) 245-5283 ph
(626) 969-1821 ph
(626) 969-1599 fax

418 South Motor Ave.
Azusa, CA 91702

Additional 5% for New Frames with Recessed Allen Bolts
\$5.00 per Add'l Hole for Frames with 4" Bolt Centers
Prices Subject to Change without Notice

REPLACEMENT PARTS PRICE LIST

June 2021



INSERTION TOOL

Wheel Type Insertion Tool
Top Loading Double Nylon Only

\$ 30.00 each



Acrylic Plastic Card
All Double Nylon and Keystone

\$ 3.00 each



INSTRUCTIONAL VIDEOS

Draw-Bar Frame
Tension Quick Fabric Stretcher
Roller Chase

AVAILABLE ONLINE ONLY

MICRO CHASE FRAMES

5" x 5" I.D.	\$75.00
5" x 7" I.D.	92.50
8" x 10" I.D.	100.00



MICRO CHASE REBUILD KITS

Replacement Draw-Bars (with Locking Rods)
5" x 5" I.D. Call for Quote
5" x 7" I.D.
8" x 10" I.D.

Replacement Bolts
Stainless Steel Recessed Allen

Prices Subject to Change without Notice

Eino / Diamond Chase
(800) 245-5283 ph
(626) 969-1821 ph
(626) 969-1599 fax

418 South Motor Ave.
Azusa, CA 91702



**DIAMOND
CHASE**

418 South Motor Avenue
Azusa, CA 91702
(800) 245-5283 ph
(626) 969-1821 ph
(626) 969-1599 fax